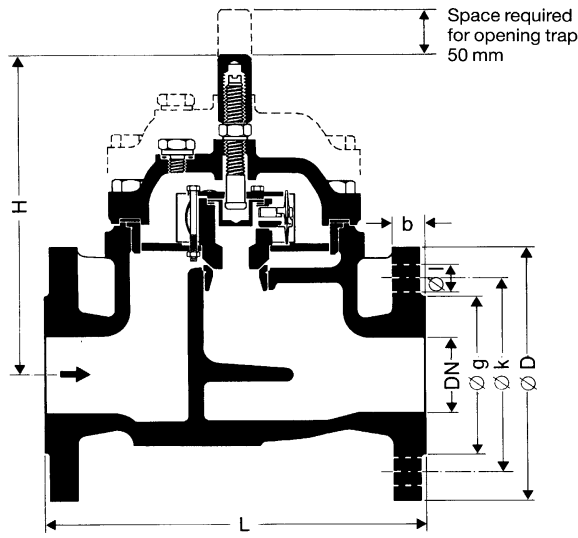


GESTRA Steam Systems

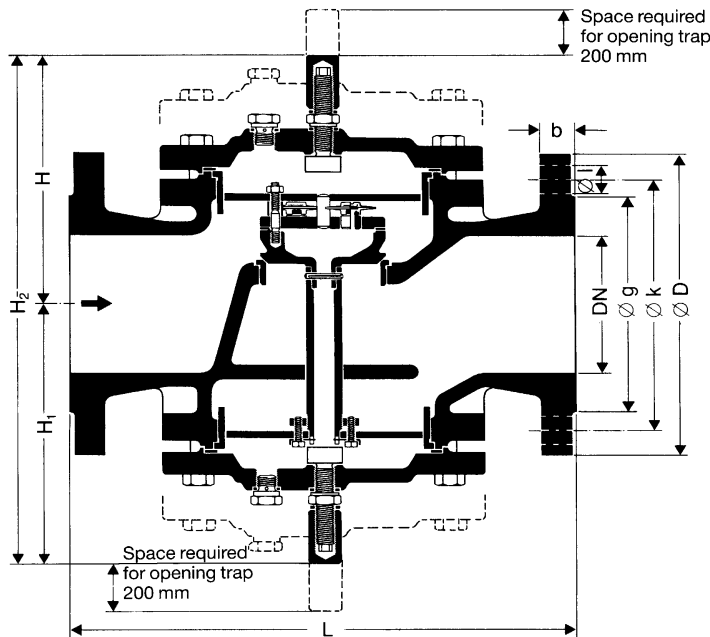
Duo Super Steam Traps
TK 23, TK 24
PN 16 and 25 , DN 50 – 100 mm (2 – 4")

Product Range A1

TK 23
TK 24



TK 23 and TK 24, DN 50 mm (2")



TK 23 and TK 24, DN 65-100 mm (2 1/2-4")

Dimensions and Weights		Trap type							
		TK 23				TK 24			
Nominal sizes DN	mm	50	65	80	100	50	65	80	100
	in	2	2 1/2	3	4	2	2 1/2	3	4
Dimensions in mm	L	230	290	310	350	230	290	310	350
	H	202	175	175	175	202	180	180	180
	H ₁	-	175	175	188	-	170	170	188
	H ₂	-	350	350	363	-	350	350	368
Flange measurements in mm	D	165	185	200	220	165	185	200	235
	b	20	20	22	24	20	22	24	24
	k	125	145	160	180	125	145	160	190
	g	102	122	138	158	102	122	138	162
	l	18	18	18	18	18	18	18	23
Number of bolts		4	4	8	8	4	8	8	8
Approx. weight	kg	16	25	27	43	17	28	31	56

Steam traps with thermostatic pilot control for high capacities. Corrosion-resistant thermostatic capsules unaffected by waterhammer. With external adjustment device to limit the main valve lift or to ensure a minimum condensate flowrate.

Traps in size 50 mm (2") with 3 thermostatic capsules, in sizes 65-100 mm (2 1/2-4") with 4 thermostatic capsules.

Optionally either with capsules "5 H 2" (standard) or capsules "0 H 2" (for differential pressures < 1 bar [14.5 psi] and service pressures up to 5 bar [70 psi]).

Pressure/Temperature Rating		
Regulator	TK 23	TK 24
PMO (Maximum barg operating pressure) psig	13 ¹⁾ 185	21 ¹⁾ 305
TMO (Maximum operating temperature)	Saturated steam temperature relative to the applied pressure	
ΔPMX (Maximum differential pressure) with capsules "0 H 2" bar	up to 5	up to 5
with capsules "5 H 2" bar	up to 70 1-10 14.5-145	up to 70 1-14 14.5-200

Differential pressure: **inlet** pressure minus **outlet** pressure

¹⁾ If capsules "0 H 2" are used, the maximum operating pressure PMO is only 5 bar (70 psi).

Body	TK 23 PN 16 GG-25	TK 24 PN 25 GS-C 25
PMA (Maximum allowable pressure) barg	16 10	25 13
psig	230 145	360 185
TMA (Maximum allowable temperature) °C	120 300	120 400
°F	248 572	248 752

Materials		DIN reference	ASTM equivalent
Body	TK 23	GG-25 (0.6025)	A 126 Cl. B
	TK 24	GS-C 25 (1.0619)	A 216 Gr. WCB
Cover bolts/fixing studs	TK 23	C 9	-
	TK 24	24 CrMo 5 (1.7258)	A 193 B 7
Thermo-static capsules	Membrane	Hastelloy®	
	Capsule	Stainless steel	
Other internals		Stainless steel	

Gaskets asbestos-free (graphite/CrNi).

Connections

TK 23: Flanges to DIN (BS 4504), PN 16.

TK 24: Flanges to DIN (BS 4504), PN 25.

Flanges drilled to ANSI on request.

Duo Super Steam Traps

TK 23, TK 24

PN 16 and 25, DN 50 – 100 mm (2 – 4")

Capacity Chart

The chart shows the maximum capacities of hot and cold condensate at factory setting.

Curves 1

Condensate temperature 5 K (degC) below saturation temperature.

Curves 2

Cold condensate at a temperature of 20 °C (start-up capacity).

Spare Parts

TK 23, 24; DN 50 mm (2")

Item No.	Designation	Order No.
2.2a	Thermostatic capsules "5 H 2" (standard)	099511
2.2b	Thermostatic capsules "0 H 2" – (3 off)	085184
2.3	Sleeve gasket	370215
3.2	Plug gasket	000992
4.2	Cover gasket	087509
4.5	Gaskets	013327

Spare Parts

TK 23, 24; DN 65-100 mm (2½-4')

Item No.	Designation	Order No.
2.7a	Thermostatic capsules "5 H 2" (standard)	099511
2.7b	Thermostatic capsules "0 H 2" – (4 off)	085184
2.5	Seat gasket	370216
3.3	Gaskets	000992
4.6a	Cover gaskets for DN 65 and 80 mm (2½ and 3")	087510
4.6b	Cover gaskets for DN 100 mm (4')	087511

When ordering please state

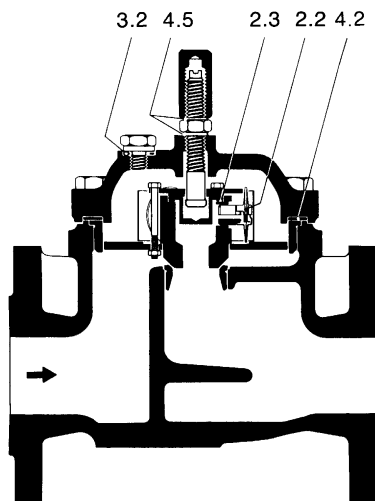
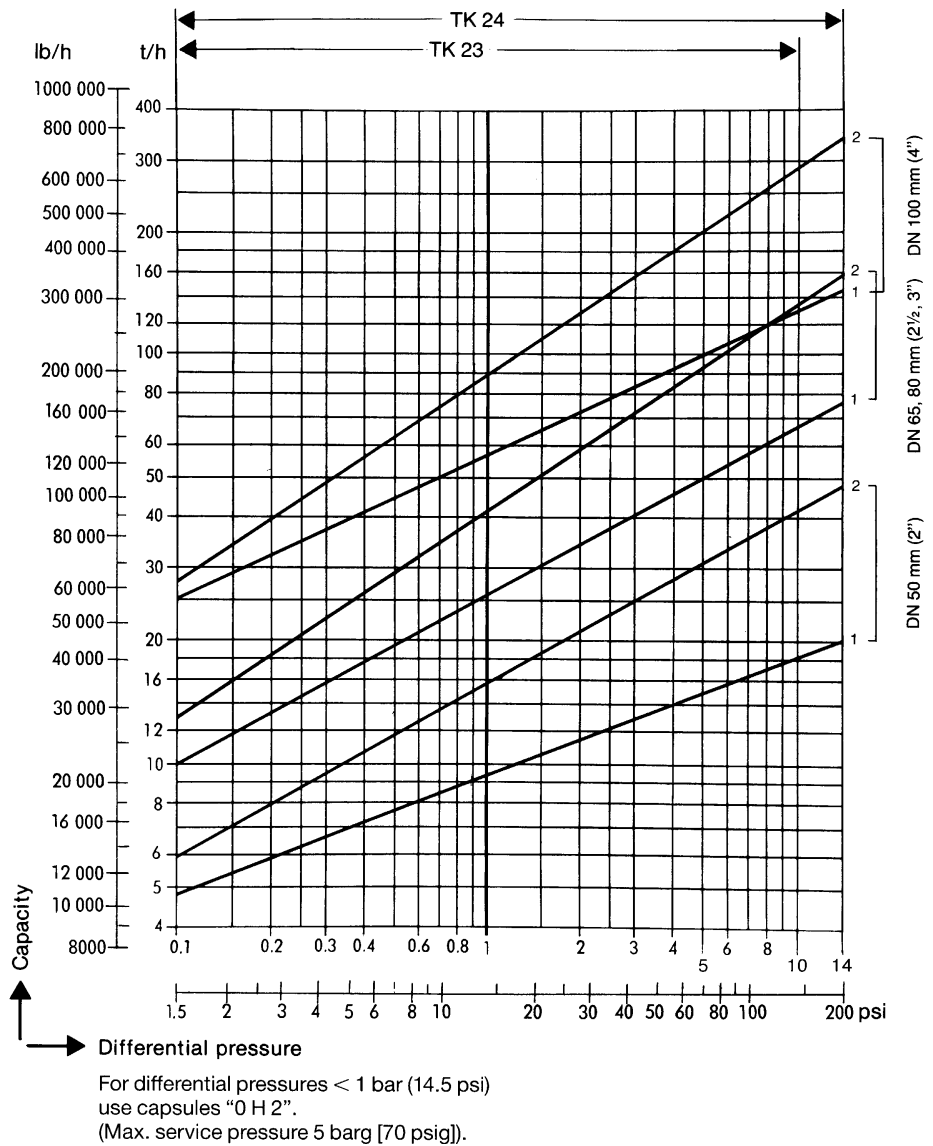
Steam pressure, back pressure, quantity of condensate to be discharged, type, size, mounting position of the trap and details of application.

The following test certificates can be issued on request, at extra cost:

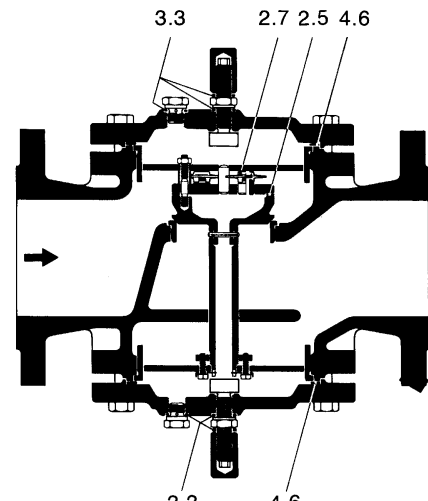
In accordance with DIN 50049-2.2 and -3.1 B.

All inspection requirements have to be stated with the order. After supply of the equipment certificates can no longer be established. Charges and extent of the above mentioned certificates as well as the different tests confirmed therein are listed in our leaflet "Test and Inspection Charges for Standard Equipment". For other tests and inspections than those listed above, please consult us.

Supply in accordance with our general terms of business.



TK 23 and TK 24, DN 50 (2")



TK 23 and TK 24, DN 65-100 mm (2½-4')

GESTRA AG

P. O. Box 10 54 60, D-28054 Bremen

Münchener Str. 77, D-28215 Bremen

Telephone +49 (0) 421 35 03 - 0, Fax +49 (0) 421 35 03 - 393

E-Mail gestra.ag@flowserve.com, Internet www.gestra.de



Distributor : Energy Technology Co., Ltd.

Tel.: +66 2 721 3860 - Fax.: +66 2 721 3869 - E-mail: sales@energytechnology.co.th - http:// www.energytechnology.co.th